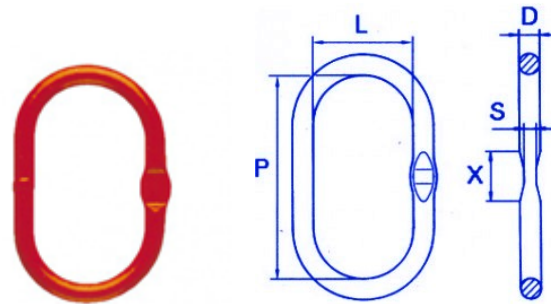
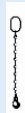



Inel de ridicare simplu grad 80



Diametru lant		Capacitate	Dimensiuni				Greutate
			D	P	L	SxX	
mm	mm	Kg	mm	mm	mm	mm	Kg
7	6	1600	13	110	60	8x25	0,34
8	7	2120	16	110	60	8x25	0,53
10	8	3150	18	135	75	8x35	0,915
13	10	5300	22	160	90	11,5x35	1,60
16	13	8000	26	180	100	14x46	2,46
18	16	11200	32	200	110	18x46	4,14
20	18	14000	36	260	140		6,22
22	20	17000	40	300	160		8,95
26	22	21200	45	340	180		12,82
32	26	31500	51	350	190		16,55
36	32	45000	57	400	200		27,01
40	36	56000	57	400	200		27,01